



A Crowd Honors Jesus

Based on Matthew 21:1-17

Grown-ups: A donkey they bring for Jesus to ride.

Kids: Hosanna! Hosanna to Jesus our king!

Grown-ups: The people are watching on every side.

Kids: Hosanna! Hosanna to Jesus our king!

Grown-ups: Coats on the ground—
palms in the air!

Kids: Hosanna! Hosanna to Jesus our king!

Grown-ups: People shouting their praises
from everywhere!

Kids: Hosanna! Hosanna to Jesus our king!

Grown-ups: Come, my children, let's praise
Jesus too.

Kids: Hosanna! Hosanna to Jesus our king!

Grown-ups: Let's say to our Savior,
"We love you, we do!"

Kids: Hosanna! Hosanna to Jesus our king!

**Follow the path that Jesus took
as people praised and worshiped him!**

PREVIEW



PREVIEW

Dear Family,

“Hosanna to Jesus, our King!” That phrase summarizes what your child learned and did in today’s session. **Ask your child** to tell—and show you—how children praised Jesus in the story. You’ll find more fun activities on God’s Big Story card no. 127.

Look out for Leaves!

People waved palm branches to praise Jesus. If you live in a warm place, you may have palm trees in your neighborhood too. Look out for these leaves the next time you go for a walk.

PREVIEW

Small Palm branch

Maple

Dogwood
(or Elm or Birch)



Oak



Sycamore



Walnut

Memory



Challenge:

Mark 5:36b

Imagine, Year 2, Unit 4, Session 1
www.dwellcurriculum.org
© 2012, Faith Alive Christian Resources,
www.faithaliveresources.org
031240
10 9 8 7 6 5 4 3 2 1

This low-resolution preview may not be printed or distributed.
To order copies, visit DwellCurriculum.org or call 800-333-8300.



Jesus Dies

The Palm Sunday parade of praise for Jesus had been so happy. But now things were so very sad. There were people who hated Jesus and didn't believe he was really God's Son. They wanted to get rid of Jesus. So one night when Jesus went to his favorite place to pray, they followed him with some soldiers. The soldiers arrested him and brought him to Pilate, their ruler.

The soldiers made fun of Jesus. They dressed him up like a pretend king and put a crown of thorns on his head. A crowd of people watched and shouted, "Kill him! Kill Jesus!" And that is exactly what Pilate decided to do.

The soldiers made Jesus carry a cross on his back until he was too tired and sore to go another step. Happy enemies and sad friends followed Jesus and the soldiers to a hill called Calvary. There the soldiers hung Jesus on the cross and stood it up for everyone to see. Then they waited for Jesus to die.

Jesus was in pain, but he didn't complain because he knew he was dying for his friends—friends like you and me. Jesus was dying because he loves us.

Jesus' friends didn't know that yet, and they cried. After a while, Jesus said, "It is finished." And he died.

Two of Jesus' friends took his body down from the cross. They wrapped Jesus' body in linen cloths and put sweet-smelling spices around it. Then they laid Jesus' body in a special tomb and rolled a giant rock in front of the opening. It was a very sad day.



Thank you, Jesus!

REVIEW



PREVIEW

This low-resolution preview may not be printed or distributed.
To order copies, visit DwellCurriculum.org or call 800-333-8300.

Dear Family:

Today your child heard the sad story of Jesus' death (John 18-19). Your child also gave thanks for Jesus' love—a love so great that he died for us. It was a session of contrasts! Read the story on page 1, then see God's Big Story card no. 133 for further activities and discussion starters.

Connect the dots, remember and know
that Jesus the Savior loves you so!

PREVIEW
Jesus Loves Me

Memory

Challenge:

Mark 5:36b

Imagine, Year 2, Unit 4, Session 2
www.dwellcurriculum.org
© 2012, Faith Alive Christian Resources,
www.faithalive.org

This resolution preview may not be printed or distributed.

To order copies, visit DwellCurriculum.org or call 800-333-8300.



Jesus Is Alive!

PREVIEW

Find these items in the picture and circle them!




butterfly



cross



balloon






streamer






perfume jar.

He's A



(John 20:1-1

Poor  ! She missed her friend  very much.
walked to the garden where  was buried, she won


Mary
Magdalene




When  got there, the  was moved! And s


Jesus

 was right!  found the s



PREVIEW


rock


 stayed in the garden. Two  a
and  knew it was her friend and Lord. Can





Peter
and John

Not long after that happy day,  said goodbye to 

wonderful promise. "I



angels

Then God took  up until a  covered him.



cloud

would

Jesus' friends were happy—they knew for sure tha


promise t



Alive!



8, Acts 1:1-9)


ch. She decided to bring perfume to put near his body. But as




ndered who would help her move the big  in front of the tomb.



she couldn't find  anywhere! Quickly she ran to tell .


same thing. The  was moved and  was gone!

asked her why she was crying. So did ! Then he said, "Mary!"

n you imagine how happy  was?  ran to tell the



and the others.  was alive!

 and his other friends. But before he left,  gave them a

will always be with you,"  said.

And God sent two  to tell  and the others that 


l come back someday.

at  was alive! And better yet, they knew  would keep his

o be with them—always!

Dear Family:

Today your child celebrated the story of Jesus' resurrection and his promise to be with us always. Encourage your child to "read" the simple story inside. Then use the activity below to help your child think about Jesus' wonderful promise to be with us wherever we go.



PREVIEW

Look at all the places you go. Is Jesus there too?

Draw a square around each place that shows where Jesus is too!



dwell

Imagine, Year 2, Unit 4, Session 3
www.dwellcurriculum.org
© 2012, Faith Alive Christian Resources,
www.faithalive.org

Memory



Challenge:

Mark 5:36b

This low-resolution preview may not be printed or distributed.

To order copies, visit DwellCurriculum.org or call 800-333-8300.



PREVIEW

A Man Jumps for Joy

When Peter and John went to the temple to pray, they saw a man who couldn't walk. Every day the man's friends carried him to the temple. And there he sat, holding out his hand to people going through the temple gates and hoping they would put some money in his hand.

But Peter and John didn't give him money! Instead, Peter looked straight at the man who couldn't walk and said, "I don't have any money. I have something that's even better than money. I'll give you that." "What could that be?" wondered the man.

Peter said, "In the name of Jesus, get up and walk!" Then Peter took the man's hand and helped him stand up. As the man stood up, his ankles felt different. His legs felt different. He wanted to walk! And run! And jump! And so he did.

People gathered to watch. They were amazed. "Who healed you?" they asked. The man pointed to Peter and John. But Peter and John said, "We didn't heal this man by our own power. Jesus healed him!"



PREVIEW

This low-resolution preview may not be printed or distributed.
To order copies, visit DwellCurriculum.org or call 800-333-8300.



PREVIEW

This low-resolution preview may not be printed or distributed.
To order copies, visit DwellCurriculum.org or call 800-333-8300.

Dear Family,

Today your child heard the story of the amazing way that Jesus used Peter and John to heal a man who couldn't walk (Acts 3). Ask your child to use his or her puppet and the story scene inside this paper to tell you the story. Use card no. 141 in your God's Big Story cards for fun follow-up activities.

How do you like to praise God?
Draw a picture of yourself praising God here.

PREVIEW

Memory



Challenge:

Mark 5:36b

Imagine, Year 2, Unit 4, Session 4
www.dwellcurriculum.org
© 2012, Faith Alive Christian Resources,
www.faithalive.org

This resolution preview may not be printed or distributed.
To order copies, visit DwellCurriculum.org or call 800-333-8300.



Peter and Tabitha

Did you know that Tabitha's Greek name was "Dorcas," which means "gazelle?" How many names do you have? Does your name have a special meaning? What language does it come from? Ask your family to help you find out!

HELLO

PREVIEW

Print one of your names on the nametag: your first name, last name, middle name, or nickname.



PREVIEW

Oops! Can you help finish the picture of Tabitha and her friends?


- Find her blanket and color it blue.
- Find Peter's robe and color the stripes green.
- Find the sun and color it yellow.
- Find the flowers and color them red.
- Then circle all the items that Tabitha might have sewn.



This low-resolution preview may not be printed or distributed.
To order copies, visit DwellCurriculum.org or call 800-333-8300.

Dear Family:

Today your child learned about Jesus' amazing healing and loving power through the story of Tabitha being brought back to life (Acts 9:36-43). Invite your child share the story with you using the book he or she made at church today.



PREVIEW

Draw a heart around each picture that shows someone doing something loving and kind. Think of something loving and kind you can do this week.

Then do it!



dwell

Imagine, Year 2, Unit 4, Session 5
www.dwellcurriculum.org
© 2012, Faith Alive Christian Resources,
www.faithalive.org

Memory



Challenge:

Mark 5:36b

To order copies, visit DwellCurriculum.org or call 800-333-8300.

Dear Family,

Help your child turn this paper into a book by cutting along the fold line, then folding the halves along the dotted lines, tucking one section into the other and stapling together. Read the story, and then talk together about how God hears us when we pray. Help your child understand that we can pray anytime, anywhere—and for anyone who needs God’s help.

This low-resolution preview may not be printed or distributed.
To order copies, visit DwellCurriculum.org or call 800-333-8300.



Memory Challenge:

Mark 5:36b

Imagine

Year 2, Unit 4, Session 6

show and share

PREVIEW

Peter’s Escape

(Acts 12:1–19)



PREVIEW

This low-resolution preview may not be printed or distributed.
To order copies, visit DwellCurriculum.org or call 800-333-8300.

PREVIEW

Peter is at the door!

It's Peter!
Let me in!

This low-resolution preview may not be printed or distributed.
To order copies, visit DwellCurriculum.org or call 800-333-8300.



PREVIEW

Imagine, Year 2, Unit 4, Session 6

www.dwellcurriculum.org

© 2012, Faith Alive Christian Resources,

www.faithalive.org

This low-resolution preview may not be printed or distributed.

To order copies, visit DwellCurriculum.org or call 800-333-8300.