



The Unmerciful Servant

Matthew 18:21-35


► Will You Forgive Me?

Think of someone you may have hurt this week. Choose one way you can ask for their forgiveness.

- Write a note saying you're sorry.
- Give the person a big hug and ask her to forgive you.
- Make a card.
- Serve the person his favorite food or drink.

PREVIEW

Have another idea? Write it here!



Showing Mercy

Look at each of the cartoons below. If the kids in the picture are showing mercy, draw a circle around the cartoon. If they are being unmerciful, put an X over the cartoon.



Answers: 1. Merciful; 2. Lord; you; 3. Forgive; 4. Father
Hidden message: "Love Mercy"



Draw It!

Create your own cartoon of someone at your school showing mercy to another person.

Crack the Code!

Look up the following verses in your Bible (NIV version) to crack the special message hidden in the fill-in-the-blank words.

1. Matthew 5:7

Blessed are the _____
1 2 3 4 5 6 7 8
for they will be shown mercy.”

2. Colossians 3:13

“Forgive as the _____ forgave _____.”
9 10 11 12 13 14 15

3. Matthew 6:12

“_____ us our debts....”
16 17 18 19 20 21 22

4. Luke 6:36

“Be merciful, just as your _____
is merciful.”
23 24 25 26 27 28

Hidden Message:

9 14 21 2 1 22 11 4 13

Memory



Challenge:

Matthew 22:37-39





Sheep or Goats?

Matthew 25:31-46

In the parable of the Sheep and the Goats, the sheep represented people who served Jesus and the goats were the ones who did not. Read the following statements and circle the “S” if you think it is a “sheep” statement; circle the “G” if you think it is a “goat” statement.

- ▶ “I don’t have time to volunteer. I’ll never make the team if I don’t practice a lot.” S G
- ▶ “God, please help me to share my allowance—even when I don’t want to.” S G
- ▶ “I’m trying to get everyone in my family and neighborhood excited about collecting food for the homeless shelter down the block. So far we have 329 items!” S G
- ▶ “Why bother visiting people in prison—they deserve to be there!” S G
- ▶ “My grandma is sick in the hospital. I don’t have time to visit her, so I’ll just send a card.” S G
- ▶ “I’m going to go through my wardrobe and give away some of my clothes to the mission.” S G
- ▶ “I can’t believe how many homeless people live in our town! I wish they would all just go away. They’re scary.” S G
- ▶ “My friends and I are going to hand out water bottles to those participating in the Hunger Walk fundraiser this weekend.” S G

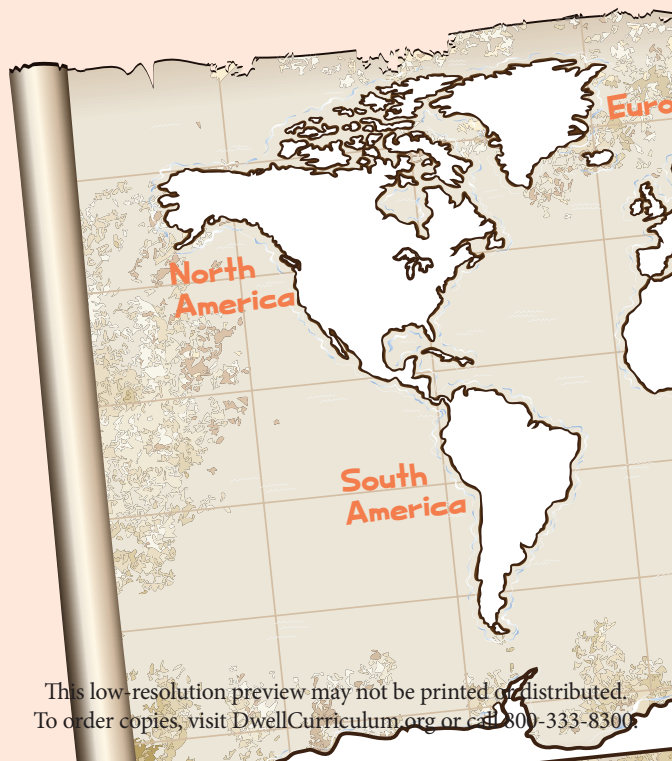


Making a Difference Around the World

Since there are seven continents and seven days in the week, choose one continent each day and pray for the people who live there.

When you have finished praying for a continent, color it with a marker or colored pencil.

By the end of the week, the map should be bursting with color!



“We Give” Prayer

We give you our hands
to treat others with love.

We give you our mouths
to tell the world of your Son.

We give you our hearts
to love you most of all.

We give you our lives
to serve you forever. Amen.

Kids Are Heroes

Check out some amazing stories of kids doing great things to help others in need!

Go to www.kidsareheroes.org and click on “Meet Our Heroes” to read their stories.

PREVIEW



This low-resolution preview may not be printed or distributed.
To order copies, visit DwellCurriculum.org or call 800-333-8200.



Lend a Helping Hand

Choose one of the following ideas to do this week to help others in need. Don't forget to ask permission from your parents first!

1. Visit a sick person in the hospital or make a "get well" card for someone who is ill.
2. Collect canned food to donate to a local food pantry in your area.
3. Volunteer to rake leaves or shovel snow for an elderly neighbor.
4. Collect winter hats, scarves, gloves, and blankets to donate to a homeless shelter.
5. Collect children's books around your house and give them to a small child in your church or neighborhood.
6. Make jewelry or other crafts to sell at your school or church. Send the money you raise to a local charity.

Other ideas? List them here!

Memory



Challenge:

Matthew 22:37-39

dwell

Marvel, Year 1, Unit 2, Session 2

www.dwellcurriculum.org

© 2011, Faith Alive Christian Resources

www.faithaliveresources.org

This low-resolution preview may not be printed or distributed.
To order copies, visit DwellCurriculum.org or call 800-555-8300.



Don't forget to look for today's symbol in your distributed copy.



The Good Samaritan

Luke 10:25-37

► Next Stop, Jericho

Read the parable of the Good Samaritan found in Luke 10:25-37 and put yourself in the shoes of the traveler on the road to Jericho.


Circle some things that you might **see**:

- An eagle flying
- A train going by
- Rocks and mountains
- A group of men approaching you

PREVIEW

Circle some things you might **hear**:

- A phone ringing
- Men laughing
- A fly buzzing in your ear
- A car horn honking
- _____



Circle some things you might **feel**:

- ▶ The pain of bruises and cuts on your body
- ▶ Snow crunching beneath your feet
- ▶ The sun beating down on your back
- ▶ Sweat dripping from your face
- ▶ _____

Circle some things you might **smell**:

- ▶ Fresh tar on a paved road
- ▶ Wine and oil
- ▶ Dirt from the dusty road
- ▶ Cow manure
- ▶ _____

Circle some things you might **taste**:

- ▶ Blood from your beaten jaw
- ▶ A hamburger
- ▶ Cold water from the Samaritan
- ▶ Fish and bread from the inn
- ▶ _____

PREVIEW

Using the words you have circled and your own ideas, draw a descriptive setting of the road to Jericho. Include the traveler and the Good Samaritan in your drawing.

Hidden Helpers

Find ten things hidden in this picture that could help someone. Look for unhidden ways people are helping others too!



This low-resolution preview may not be printed or distributed.
To order copies, visit DwellCurriculum.org or call 800-333-8300.

Band-Aid Blessings

Go for a walk around your neighborhood or apartment complex and pray for the neighbors who live in each house or building. Think of a way you can help one neighbor with something this week. Write your idea here:

PREVIEW



Memory

Challenge:

Matthew 22:37-39

Marvel, Year 1, Unit 2, Session 3

www.dwellcurriculum.org

© 2011, Faith Alive Christian Resources,

www.faithaliveresources.org



Don't forget to look for today's symbol in your Bible study

This low-resolution preview may not be printed or distributed.
To order copies, visit DwellCurriculum.org or call 800-555-8300.





The Pharisee and the Tax Collector

Luke 18:9-14

► Forgive Me . . .

Sketch a comic to match each of the following prayers below. The first one is done for you.



1. “God, please forgive me for fighting with my best friend.”
2. “Lord, I’m sorry for not listening to my mom when she told me to clean my room.”
3. “Dear God, forgive me for yelling at my little brother when he colored on my homework assignment.”
4. “God, I’m sorry for thinking I’m better than kids in my neighborhood who don’t go to church.”

What About You?

Write a prayer asking God to forgive you for something you have done wrong this week.

PREVIEW

Our _____ in _____,
your _____ come, your _____
on _____ as it is in heaven. Give us _____
and _____ us our sins, as we
And lead us not into _____,
For yours is the kingdom, the _____

The Lord's Prayer

Jesus taught his disciples how to pray using a special prayer called the Lord's Prayer. Perhaps you have heard this prayer in your church or learned it when you were younger. Unscramble the words in the word bank and fill in the blanks for the missing words. Find this prayer in Matthew 6:9-13 (NIV) if you need help.

Word Bank

ngimdko

ilve

liwl

hatre

rtafeh

amne

ntpitoaent

aderb

lyogr

lrevdi

isn

odtya

enahve

ewrop

edno

egriofv

hallowed be your _____,
_____ be _____
_____ our daily _____
forgive those who _____ against us.
but _____ us from the _____ one.
, and the _____ forever. Amen.



Forgiveness Box

Make a forgiveness box at home.

What you need:

Small tissue or shoe box, construction paper, scissors, markers, glue or tape, stickers

What you should do:

Decorate a small box with construction paper and markers. Write one of your favorite verses on the box. Each time you need to ask for God's forgiveness, write a prayer on a slip of paper and slide it into your box.

At the end of the week, read through the prayers and thank God for forgiving you for all the sins in the box. Throw the slips of paper away as a way of remembering that Jesus has forgiven all your sins!

Memory



Challenge:

Matthew 22:37-39

Marvel, Year 1, Unit 2, Session 4

www.dwellcurriculum.org

© 2011, Faith Alive Christian Resources,

www.faithaliveresources.org

This low-resolution preview may not be printed or distributed.
To order copies, visit DwellCurriculum.org or call 800-555-8300.



Don't forget to look for today's symbol in your Bible study card box!



The Talents

Matthew 25:14-30


► Story Thoughts

► What I learned about God from this story...

► Two things that surprised me about this story

1.
PREVIEW
2.

► What I think this story means for me.



Cool Coins

In each coin below, list some of the gifts God has given you that really make your life rich.



Think About It

Choose one of the gifts you have written down and think of one way to serve God using that gift this week. Finish the sentence below by writing down what you will do.

Talent Search

Find the following words in the word search from the Parable of the Talents.

TALENT | SERVANTS | MONEY | JOURNEY | GOLD
FAITHFUL | LAZY | GROUND | MASTER | HOLE

V Q A F A I T H F U L
S A M W F M G Y B H J
E T O C S F E I G D F
E U N T A N N Y O N P
T N E A R X V R L U H
F F Y U V N C R D O T
F B O F C R N E D R A
I J F I W W E T Z G L
T J L M G Z C S Q I E
H O L E X J L A Z Y N
Z V V B C L P M F H T

PREVIEW

This week I will _____



Don't forget to
look for today's
symbol in your
God's Big Story
card box!

This low-resolution preview may not be printed or distributed.
To order copies, visit DwellCurriculum.org or call 800-333-8300.



▶ The "Talent" Jar PREVIEW

Rinse out an old pickle or jelly jar in your house. If you want, decorate the jar and write the words "Talent Jar" on the front. Search around your house for loose coins and change to put in the jar. Let the jar of coins remind you of the many gifts God has given you. Are you using your talents to serve God, or have they been sitting around like the coins you found in your house?

When the jar is full of change, donate the money to a local charity or see how you can use that money to help someone else!

Memory



Challenge:

Matthew 22:37-39

Marvel, Year 1, Unit 2, Session 5

www.dwellcurriculum.org

© 2011, Faith Alive Christian Resources

www.faithaliveresources.org

This low-resolution preview may not be printed or distributed.
 To order copies, visit DwellCurriculum.org or call 800-333-8300.





Wise and Foolish Builders

Matthew 7:24-27

My Story


- In this story, I'm most like ...

True Listening

- I can hear God by ...

PREVIEW

- I can obey God by ...



Parable Practice

Read all the clues below and draw a line to match the correct parable to each clue. Use the Bible references under each clue if you need help.

- 1** I am a man who traveled on a road. I saw someone who needed help and I took him to an inn. Who am I?
(*Luke 10:25-37*)

- 2** I built my house on a solid rock. Who am I?
(*Matthew 7:24-27*)

- 3** My master graciously forgave a huge debt I owed him. But I had a servant thrown in jail who owed me a small amount of money. Who am I?
(*Matthew 18:21-35*)

- 4** I went to the temple to pray. I was so glad that I wasn't like other sinners that I didn't realize my heart was not pleasing to God. Who am I?
(*Luke 18:9-14*)

- 5** I am a bag of gold equal to \$1,000. A servant buried me out of fear. What am I?
(*Matthew 5:13-16*)

- 6** We are animals separated by shepherds. Jesus said the righteous and unrighteous would be separated like us. Who are we?
(*Matthew 25:31-46*)



► **The unmerciful servant**

► **A talent**

PREVIEW

► **A Pharisee**

► **Sheep and goats**

► **The wise builder**

► **The good Samaritan**

Rock Art

Read Psalm 62:7:

*“My salvation and my honor depend on God;
he is my mighty rock, my refuge.”*

Go outside and find the biggest, flattest rock you can. Wash it off and use paints or markers to write a message on the rock to remind you to be like the wise builder and do what Jesus says. Think of a message like, “Be a Doer!”, or “God is my Rock!” Put the rock in a special place in your room where you will see it every day.

Rockin’ Poems

Write an acrostic poem using the letters in the word rock. Think of other words or phrases that describe God as being your rock. Here is an example:

Run to God; he is our refuge
Only rely on the Lord.
Call on Jesus whenever you need him,
Knock and he will open the door!

Now you try!

► **R** _____

► **O** _____

► **C** _____

► **K** _____

Memory



Challenge:

Matthew 22:37-39

Marvel, Year 1, Unit 2, Session 6

www.dwellcurriculum.org

© 2011, Faith Alive Christian Resources

www.faithaliveresources.org

This low-resolution preview may not be printed or distributed.
To order copies, visit DwellCurriculum.org or call 800-555-8300.

