



Here, There, and Everywhere



PREVIEW


What can you do to honor
God in all of your life?

Think of specific places
and what you can do. Write
your ideas on the lines in
the center.




Comic Strips

Write down what you think the people at Belshazzar's party may have said.



PREVIEW





A King's Search

Find the following words from today's story:

DISHES | **HAND** | **MESSAGE** | **BELSHAZZAR** |
CUPS | **DANIEL** | **GOLD** | **WRITING** | **SILVER** |
WALL | **KINGDOM**

D A M E S S A G E J
L H A N D H R D E J
O G C U P S Z K L R
G F N D B W A L L Q
G L E I N A D V K D
X V F G S I L V E R
G N I T I R W X Z R
R A Z Z A H S L E B
Q I Q M O D G N I K
G K I N D I S H E S

What text message could you send to yourself this week to remind you to honor God? You could include names for God that describe God's awesome qualities. Write the short messages on the lines.



Writing on the Mirror

Hold this secret code up to a mirror in your house and discover the secret message!

HONOR THE LORD YOUR GOD

Memory Challenge:



1 Corinthians 13:4-7

Marvel, Year 2, Unit 6, Session 1

www.dwellcurriculum.org

© 2013, Faith Alive Christian Resources

www.faithaliveresources.org

To order copies, visit DwellCurriculum.org or call 800-333-8300

10987654321



Don't forget to look for today's symbol in your story card box

dwell



Daniel's Prayer

Imagine what it was like for Daniel in the dark den with hungry lions. Write down a prayer Daniel may have prayed while in the lions' den.


Dear God,

I feel _____

I know that _____
PREVIEW

Please help me _____

Amen.



Postcards from the Pit

Pretend you were with Daniel in the lions' den. After getting out, write a postcard to send to a friend back home, telling him or her about what you saw, smelled, tasted, felt, and heard.

PREVIEW

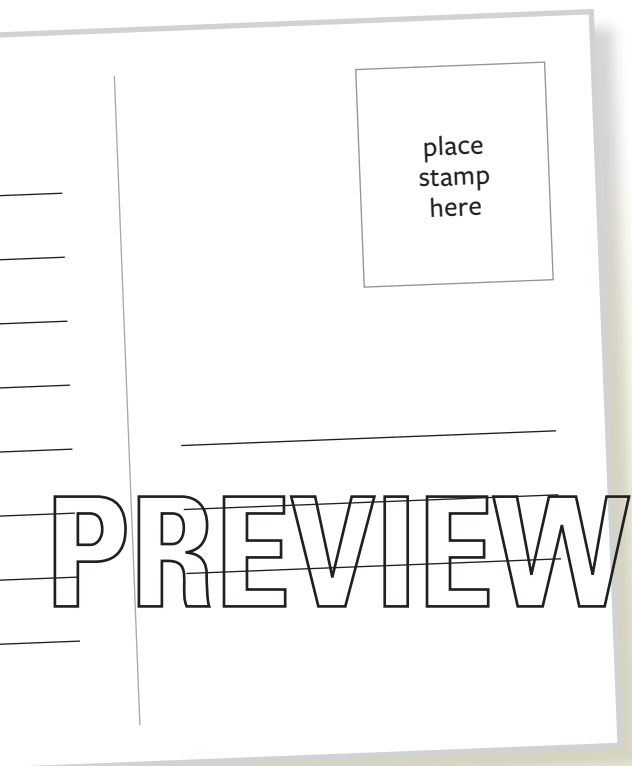
A Personal Pledge

Write a personal pledge to God by thinking of a few ways you will live out your faith the way Daniel did.

I pledge to _____

This week I will _____

getting out, you go and buy a postcard
at the experience. Be sure to include



ways you can grow closer to God and stand firm in


Signed,

(your name)

This low-resolution preview may not be printed or distributed.
To order copies, visit DwellCurriculum.org or call 800-333-8300.

Here, There, Everywhere

In each box, draw or write about places where you've been in the past few days.



Wonder if God was with you in those places, watching over you, taking care of you.

PREVIEW

Lion Munchies

Make this delicious snack mix at home with a family member or friend, and remember that the lions didn't "snack" on Daniel!

- ▶ Animal crackers (look for lions!)
- ▶ M&M's
- ▶ Peanuts (if you're not allergic)
- ▶ Raisins
- ▶ Small pretzels
- ▶ Sunflower seeds

Combine all the ingredients in a bowl and enjoy!

Memory



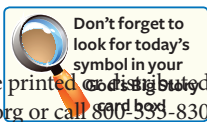
Challenge:

1 Corinthians 13:4-7

Marvel, Year 2, Unit 6, Session 2
www.dwellcurriculum.org

© 2013, Faith Alive Christian Resources,
www.faithaliveresources.org

This low-resolution preview may not be printed or distributed.
To order copies, visit DwellCurriculum.org or call 800-333-8300.



Don't forget to look for today's symbol in your card box.



Esther Sketch

Use what you remember from today's story to draw a picture in each missing space below.

Esther, a beautiful Jewish girl, was

ed queen of Persia.

Her cousin, Mordecai, often met with her at the palace .

One day, Mordecai heard of a terrible plan to kill the .

He told Esther, and she quickly told her husband of the plan.

There was a wicked noble in the king's

named Haman.

He wanted everyone to down to him. Everyone did, except Mordecai. Haman hated Mordecai and wanted to kill him.

Haman devised a plan to kill Mordecai and all the Jews in the land.

He convinced the to a to kill the Jews.

When Mordecai heard of this plan, he was terribly saddened, and he told Esther.

Esther fasted and to God.

Then she went before the king.

Difficult Situations

Have you ever been in a difficult situation like Esther was? If so, what did you do? How did God help you?

Write or draw your thoughts below.

PREVIEW

God, Help!

If you are in a difficult situation right now, talk to God about it. Pray and ask God to give you strength and help.

Dear God,

Think Fast!

Fasting is when we take time out of our days and give up something to spend more time with God. Esther gave up food and drink. Circle at least one thing you can give up for one day this week to spend time reading your Bible and praying to God.

television

candy

salty snacks

video games

soda pop

computer games

Other ideas: _____

Here are some ways to spend time with God:

PREVIEW

- ▶ Write your prayers in a journal.
- ▶ Listen to praise and worship music.
- ▶ Read the story of Esther from the Bible.
- ▶ Read 1 Corinthians's 13:4-7 (this month's Memory Challenge!).
- ▶ Draw a picture.
- ▶ Write a poem.
- ▶ Sit in your backyard and write down twenty things you thank God for.

Other ideas: _____





The Rest of the Story

Without reading ahead, guess or predict what will happen to Esther and the Jews in the next session. Write or draw your prediction below. (If you already know the end of the story, write down or draw what you remember from the story. Then see what new details you can learn from the story next week!)

I think Esther will

I think the king will

I think Mordecai will

I think Haman will

Memory



Challenge:

1 Corinthians 13:4-7

Marvel, Year 2, Unit 6, Session 3

www.dwellcurriculum.org

© 2013 Faith Alive Christian Resources

www.faithaliveresources.org

This low-resolution preview may not be printed or distributed. To order copies, visit DwellCurriculum.org or call 800-353-8300.



Don't forget to look for today's symbol in your God's Big Story card box.

Purim Party!

Have a Purim Party at your house and invite friends and family. Ask an adult to help you with the recipe below to make Hamantashen, special treats Jewish families make during Purim. The hidden sweet filling reminds us of God's goodness.

- ▶ 1 stick of butter or margarine (softened)
- ▶ $\frac{3}{4}$ cup sugar
- ▶ $\frac{1}{2}$ tsp salt
- ▶ 1 large egg
- ▶ 1 tsp vanilla
- ▶ 1 tsp baking powder
- ▶ 2 cups flour

Filling: apricot, strawberry, or raspberry preserves

Preheat your oven to 375 degrees F (190 C).

Combine flour, baking powder, and salt together in a bowl. In a separate bowl, cream together butter, sugar, vanilla, and egg with an electric mixer. Then carefully add the flour mixture to the sugar mixture and stir well with a large wooden spoon.

Knead the dough with your hands on a clean, lightly floured surface. Roll out the dough about $\frac{1}{4}$ -inch (0.5 cm) thick with a rolling pin. Use a circular cookie cutter or drinking glass to cut the dough into circles about 3 inches (7 cm) wide. Place the circles on an ungreased cookie sheet and add about one teaspoon of fruit preserves in the center of each circle. Fold the sides of each cookie to make a triangle, overlapping the sides so that only a little of the filling shows in the center of each cookie.

Bake the cookies for 10-15 minutes, or until golden brown.

God's Faithfulness

Write down a time when God was faithful to you and your family. Isn't it great to know that God cares about you and is always there to help and protect you? Thank God again for helping you in a tough situation.

God helped me when _____





PREVIEW

God, I thank you so much for _____





Amen.



Word Wonders

Use your memory of today's story to find the words in the word scramble below.

PREVIEW

1. ESH TRE

2. XRSEEX

3. QEEUN

4. MHNAA

5. MDCIOREA

6. AGLLWOS

7. ALW

8. IUPRM

9. SWEJ

10. NGKOMID

11. QBUATEN

12. EETCPSR

Answers:

- 1. ESTHER
- 2. XERXES
- 3. QUEEN
- 4. HAMAN

- 5. MORDECAI
- 6. GALLOWES
- 7. LAW
- 8. PURIM

- 9. JEWS
- 10. KINGDOM
- 11. BANQUET
- 12. SCPTER

Surprise Someone

After God's people were delivered from Haman's law of destruction, they celebrated with joy, feasting, and giving presents to each other.

Think of what you could put in a gift basket or bag to surprise a friend, a family member, a person at church, or someone in need.

Brainstorm your ideas by drawing them in this basket. Then choose some of those things and make up an actual basket or bag to deliver!



PREVIEW

Memory



Challenge:

1 Corinthians 13:4-7

Marvel, Year 2, Unit 6, Session 4

www.dwellcurriculum.org


© 2013, Faith Alive Christian Resources

www.faithaliveresources.org



Don't forget to look for today's symbol in your Bible study card box!

This low-resolution preview may not be printed or distributed.
To order copies, visit DwellCurriculum.org or call 800-333-8300



Going Home


Imagine that your family was among those who travelled back to Jerusalem. Each day you write a few lines in your journal to describe what happens and what you see. Add your journal entries to the story pictures below!




PREVIEW











Prayer Starters

Dear God, thank you for being there for me when ...



Dear God, thank you for not forgetting about me when ...

Dear God, your faithfulness makes me feel ...



Dear God, even when I forget about you, you ...

PREVIEW

Dear God, I praise you for being ...

Dear God, help me to trust that you will be there for me when ...



Dear God, when I forget that you are my faithful God, please ...



Dear God, help me to sense that you are there for me when ...

Dear God, when it seems like you are far away, help me to ...



Pack Your Bags!

Think about what the Israelites might have taken with them on their long journey back to Jerusalem; then draw or write those items in the suitcase below!



What things do you like to take when you go on a trip? Write your top-five favorite travel items below.

1. _____
2. _____
3. _____
4. _____
5. _____



Homemade “Suitcase”

Make a miniature homemade “suitcase,” and fill it with objects that carry a secret message about God’s faithfulness to you and your family!

What you’ll need:

- ▶ An empty shoebox
- ▶ Colored duct tape
- ▶ A piece of string
- ▶ Objects to fill your suitcase

What to do:

Tape the top of your shoebox to one side of box so that the top opens and closes like a suitcase. Then cover your shoebox with more pieces of duct tape.

Carefully poke two holes about 4 inches (10 cm) apart in the side of your shoebox, then string a piece of yarn through the holes to make a “handle” for your suitcase.

Fill your suitcase with things that symbolize God’s faithfulness to you. For example, you could put in an eraser to symbolize God’s act of wiping out a sin. Ask other members of your family to join in by adding symbolic things. Make a game out of it by trying to guess the meaning of what others put into the “suitcase.” Add new things whenever someone thinks of one to keep the game going.

Memory



Challenge:

1 Corinthians 13:4-7

Marvel, Year 2, Unit 6, Session 5

www.dwellcurriculum.org

© 2013, Faith Alive Christian Resources

www.faithalivresources.org



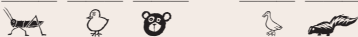

Don't forget to look for today's symbol in your course book, card box,

To order copies, visit DwellCurriculum.org or call 800-533-8300.



Crack the Code

What did Nehemiah say to the people to give them the courage they needed to build Jerusalem's walls? See if you can crack the code and find the answer in the stones. If you would like help from the Bible, you could crack the code for the reference at the bottom first.



4:14



God's Protection

Our God is great, powerful, and mighty. Just as the walls of Jerusalem protected the people of Israel from their enemies, God is like a wall that protects us from danger. Write your concerns on the gray stones. On the tan stones write your prayers for these concerns.

PREVIEW



Caring for Others

Not only did Nehemiah care about rebuilding the walls of Jerusalem; he cared about God's people. Read Nehemiah 5 at home before you go to bed tonight.


How did Nehemiah show care and concern for God's people?

PREVIEW

What did Nehemiah do to protect the poor and the helpless?

What are some ways God can use you to help those who are needy in your community?

Write a prayer asking God to give you courage and wisdom to help others like Nehemiah did.



A Mini Jerusalem

Use the following salt dough recipe to make a model of what you think Jerusalem looked like. Use the picture above to help you—and don't forget to make the walls around the city!

PREVIEW

Salt dough recipe

- ▶ 3 cups flour
- ▶ 1 cup salt
- ▶ 1 $\frac{1}{4}$ cup water

Mix ingredients together until they form a soft dough. Cut a piece of cardboard from an old cereal box to use as a base, and recreate the city of Jerusalem. Make sure to include houses, the temple, people, animals, and the wall surrounding the city. Let your project dry in the sun for a couple of days, then use tempera paints to paint the city.

Memory



Challenge:

1 Corinthians 13:4-7

Marvel, Year 2, Unit 6, Session 6

www.dwellcurriculum.org

© 2013, Faith Alive Christian Resources

www.faithaliveresources.org



Don't forget to look for today's symbol in your **distributed study** cardboard box.

DWELL

This low-resolution preview may not be printed or distributed. To order copies, visit DwellCurriculum.org or call 800-555-8300.